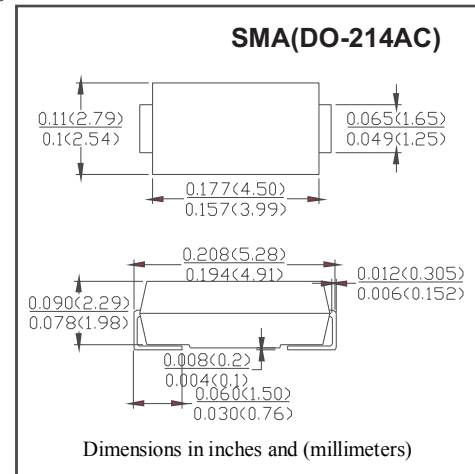


## SURFACE MOUNT SCHOTTKY BARRIER RECTIFIER

### FEATURES

- High Performance and Reliability best suited for Automotive application
- Plastic package has Underwrites Laboratory Flammability Classification 94V-0
- Metal silicon junction, majority carrier conduction
- For surface mount applications
- Guard ring for over voltage protection
- Low power loss, high efficiency
- High current capability, Low forward voltage drop
- High surge capability
- For use in low voltage, high frequency inverters,
- Free wheeling, and polarity protection applications
- High temperature soldering guaranteed:  
250 °C/10 seconds at terminals



### MECHANICAL DATA

- Case: JEDED SMA (DO-214AC) molded plastic body
- Terminals: Solder Plated, solderable per MIL-STD-750 Method 2026
- Polarity: Color band denotes cathode end
- Weight: 0.002ounce, 0.064 gram

### MAXIMUM RATINGS AND ELECTRICAL CHARACTERISTICS

Ratings at 25°C ambient temperature unless otherwise specified. Single phase, half wave, 60Hz, resistive or inductive load for capacitive load derate current by 20%..

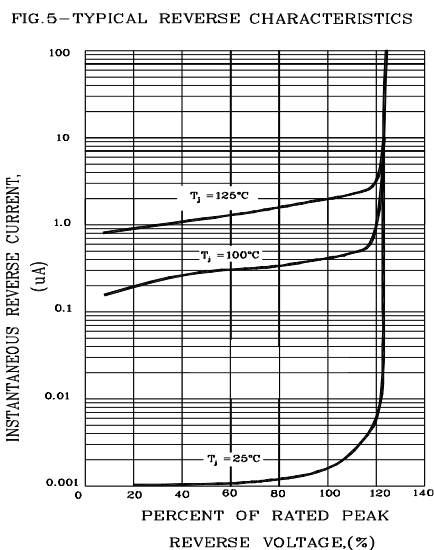
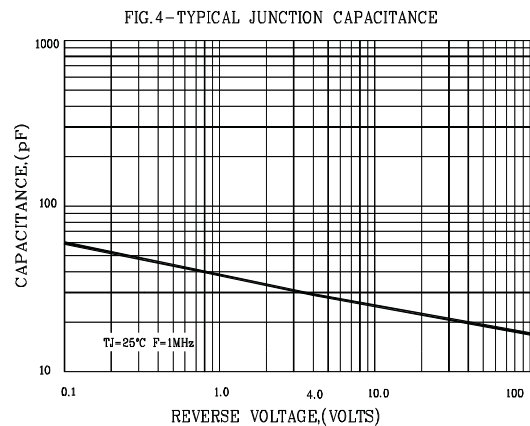
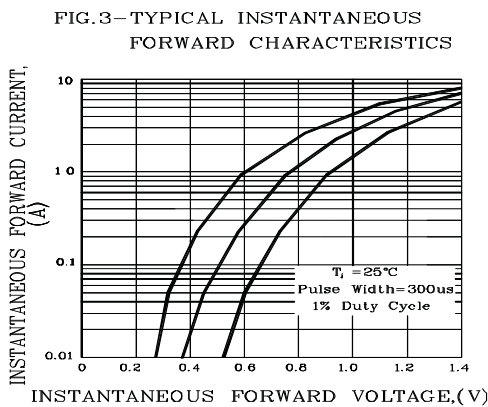
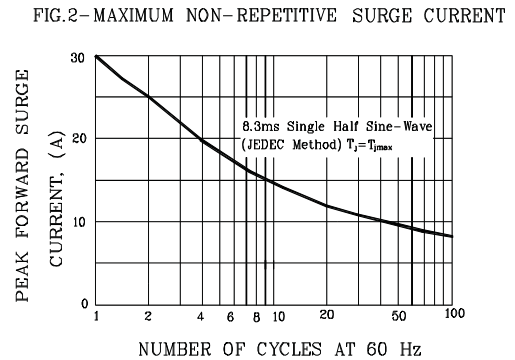
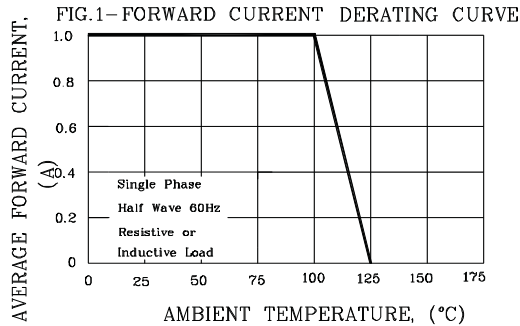
	SYMBOLS	SS12	SS13	SS14	SS15	SS16	SS18	SS19	SS110	UNITS
Maximum Repetitive Peak Reverse Voltage	V <sub>RMM</sub>	20	30	40	50	60	80	90	100	Volts
Maximum RMS Voltage	V <sub>RMS</sub>	14	21	28	35	42	56	63	70	Volts
Maximum DC Blocking Voltage	V <sub>DC</sub>	20	30	40	50	60	80	90	100	Volts
Maximum Average Forward Rectified Current 0.375"(9.5mm) lead length (see Fig.1)	I(AV)	1.0								Amps
Peak Forward Surge Current 8.3ms single half sine-wave superimposed on rated load (JEDEC Method)	I <sub>FSM</sub>	30.0								Amps
Maximum Instantaneous Forward Voltage of 1.0A (Note 1)	V <sub>F</sub>	0.55			0.75		0.85			Volts
Maximum instantaneous Reverse Current at rated DC blocking voltage (Note 1)	I <sub>R</sub>	0.5								mA
		10								
Typical thermal capacitance (Note 2)	R <sub>QJL</sub>	28.0								°C/W
	R <sub>QJA</sub>	88.0								
Operating and Storage Temperature Range	T <sub>J</sub>	-65 to +125				-65 to +150				°C
Storage temperature range	T <sub>STG</sub>	-65 to +150								

#### NOTES:

1. Pulse test: 300µs pulse width, 1% duty cycle.
2. P.C.B. Mounted with 0.2\*0.2"(5.0\*5.0mm) copper pads.

## SURFACE MOUNT SCHOTTKY BARRIER RECTIFIER

### RATING AND CHARACTERISTIC CURVES SS12 - SS110



#### Disclaimer

All product, product specifications and data are subject to change without notice to improve reliability, function or design or otherwise.